




Club Health Assessment for District 318 A through June 2025

			Status	Membership							Reports					Finance		LCIF
Club Number	Club Name	Charter Date		Current Member Count	YTD Members Added	YTD Members Dropped	YTD Net Growth	YTD Net Growth%	Member Count 12 Months Ago	Avg. length of service for dropped members	Months Since Last MMR ***	Yrs. Since Last Officer Report	President Rotation	Vice President Reported ****	Months Since Last Activity Report ***	Account Balance	Donations for current Fiscal Year	
			Number of times on status quo within last two years	If below 15 members appears					If net loss is greater than 20% appears			If no report in 3 months appears in	When more than one year appears in	Number of repeat terms	Notes the officers that do not have appears in an active	If no report at 12 months red		
Clubs less than two years old																		
177244	Anchal Angels	08/29/2024	Active	30	31	1	30	100.00%	0	0	7			P,S,T,M,VP SC	1			
156370	Aryanad	10/06/2023	Active(2)	21	0	4	-4	-16.00%	25	2	0		2	P,S,T,M,VP SC	3			
156942	Kareelakulangara	12/26/2023	Active(2)	23	0	6	-6	-20.69%	29	1	4		2	P,S,T,M,VP SC	11			
156932	Kattakkada	12/29/2023	Active	28	0	9	-9	-24.32%	37	1	0		2	P,S,T,M,VP SC	10			
156748	Palayamkunnu Town	11/27/2023	Active	19	3	5	-2	-9.52%	21	1	1			P,S,T,M,VP SC	0			
175278	Thirumala Royal	08/12/2024	Active	28	80	52	28	100.00%	0	1	0			P,S,T,M,VP SC	8			
181653	Trivandrum Challengers	06/19/2025	Newly Chartered	20	20	0	20	100.00%	0		0			P,S,T,M,VP SC	N/R			
156799	Trivandrum Daffodils	12/08/2023	Active	26	6	5	1	4.00%	25	1	0		2	P,S,T,M,VP SC	10			
Exc Award (06/30/2024)																		
175495	Trivandrum Highness	08/09/2024	Active	21	25	4	21	100.00%	0	0	0			P,S,T,M,VP SC	0			
174575	Trivandrum Karamana	08/09/2024	Active	13	23	10	13	100.00%	0	5	0		None	P,S,T,M,VP SC	7			
156803	Trivandrum Pegasus	12/05/2023	Active	17	0	8	-8	-32.00%	25	1	0		2	P,S,T,M,VP SC	7			
156281	Trivandrum Valiyavila	10/04/2023	Active	20	1	14	-13	-39.39%	33	1	0		2	P,S,T,M,VP SC	5			
Clubs more than two years old																		
144130	Akkulam	12/22/2020	Active(1)	14	6	4	2	16.67%	12	4	4			P,S,T,M,VP SC	4			
41106	ANCHAL	03/11/1982	Active	56	7	2	5	9.80%	51	14	0			P,S,T,M,VP SC	0			
Exc Award (06/30/2016, 06/30/2018, 06/30/20)																		
58097	ANCHAL TOWN	04/08/1996	Active	42	1	0	1	2.44%	41		4			P,S,T,M,VP SC	6			
Exc Award (06/30/2016, 06/30/2017, 06/30/20)																		
43435	ATTINGAL	01/24/1984	Active	78	10	8	2	2.63%	76	14	0			P,S,T,M,VP SC	11			
Exc Award (06/30/2016, 06/30/2017, 06/30/20)																		
120101	Attingal Palace	08/07/2013	Active	13	0	7	-7	-35.00%	20	7	0			P,S,T,M,VP SC	7			
Exc Award (06/30/2017, 06/30/2018, 06/30/20)																		
61960	AYUR	05/17/1999	Active	34	7	6	1	3.03%	33	9	0		2	P,S,T,M,VP SC	0			
Exc Award (06/30/2016, 06/30/2017, 06/30/20)																		



Club Health Assessment for District 318 A through June 2025

			Status	Membership							Reports					Finance		LCIF
Club Number	Club Name	Charter Date		Current Member Count	YTD Members Added	YTD Members Dropped	YTD Net Growth	YTD Net Growth%	Member Count 12 Months Ago	Avg. length of service for dropped members	Months Since Last MMR ***	Yrs. Since Last Officer Report	President Rotation	Vice President Reported ****	Months Since Last Activity Report ***	Account Balance	Donations for current Fiscal Year	
			Number of times on status quo within last two years	If below 15 members appears					If net loss is greater than 20% appears			If no report in 3 months appears in	When more than one year appears in	Number of repeat terms	Notes the officers that do not have an active	If no report at 12 months appears in red		
58841	BALARAMAPURAM	11/06/1996	Active	31	2	3	-1	-3.13%	32	17	0		2	P,S,T,M,VP SC	10	90+ Days		
Exc Award (06/30/2017, 06/30/2018, 06/30/20																		
139423	Chadayamangalam Jatayu	08/26/2019	Active	29	3	1	2	7.41%	27	4	2			P,S,T,M,VP SC	0			
Exc Award (06/30/2020, 06/30/2021, 06/30/20																		
149977	Chathannoor	05/23/2022	Cancelled(8*)	0	0	5	-5	-100.00%	5	3	6		None	P,S,T,M,VP SC	24+			
124673	Chavara	05/11/2015	Active	22	0	2	-2	-8.33%	24	4	5			P,S,T,M,VP SC	7			
Exc Award (06/30/2016, 06/30/2017, 06/30/20																		
139657	Chavara South	09/05/2019	Active(1)	23	24	25	-1	-4.17%	24	4	0		2	P,S,T,M,VP SC	7			
Exc Award (06/30/2020, 06/30/2021)																		
147322	Chingoli	07/26/2021	Active(1)	15	5	8	-3	-16.67%	18	2	0			P,S,T,M,VP SC	0			
Exc Award (06/30/2024)																		
63633	CHIRAYINKEEZHU	10/19/2000	Active	30	5	0	5	20.00%	25		0			P,S,T,M,VP SC	7			
Exc Award (06/30/2018, 06/30/2020, 06/30/20																		
95907	CLAPPANA VALLIKAVU	02/23/2006	Active(2)	21	0	0	0	0.00%	21		14			P,S,T,M,VP SC	4			
Exc Award (06/30/2018, 06/30/2019, 06/30/20																		
26694	HARIPAD	01/24/1972	Active(1)	45	0	4	-4	-8.16%	49	17	0		2	P,S,T,M,VP SC	0			
Exc Award (06/30/2017, 06/30/2018, 06/30/20																		
62705	HARIPAD TEMPLE TOWN	01/11/2000	Active	18	0	0	0	0.00%	18		3		2	P,S,T,M,VP SC	4			
Exc Award (06/30/2018, 06/30/2024)																		
151313	Kallada Town	06/28/2022	Active	15	2	0	2	15.38%	13		2		None	P,S,T,M,VP SC	11			
56735	KALLAMBALAM	03/24/1995	Active	37	2	2	0	0.00%	37	15	2			P,S,T,M,VP SC	3			
Exc Award (06/30/2017, 06/30/2018, 06/30/20																		
135073	Kallara	06/18/2018	Active(1)	23	2	1	1	4.55%	22	5	0			P,S,T,M,VP SC	10			
Exc Award (06/30/2020, 06/30/2021)																		
120194	Karette	08/21/2013	Active(1)	18	6	2	4	28.57%	14	0	0			P,S,T,M,VP SC	1			
Exc Award (06/30/2016, 06/30/2017, 06/30/20																		
120431	Karunagapally Royal	09/27/2013	Active	21	1	17	-16	-43.24%	37	5	0			P,S,T,M,VP SC	3			
Exc Award (06/30/2017, 06/30/2018, 06/30/20																		
50679	KARUNAGAPPALLY	06/07/1990	Active(2)	26	0	0	0	0.00%	26		10			P,S,T,M,VP SC	11			



Club Health Assessment for District 318 A through June 2025

			Status	Membership						Reports					Finance	LCIF	
Club Number	Club Name	Charter Date		Current Member Count	YTD Members Added	YTD Members Dropped	YTD Net Growth	YTD Net Growth%	Member Count 12 Months Ago	Avg. length of service for dropped members	Months Since Last MMR ***	Yrs. Since Last Officer Report	President Rotation	Vice President Reported ****	Months Since Last Activity Report ***	Account Balance	Donations for current Fiscal Year
			Number of times on status quo within last two years	If below 15 members appears				If net loss is greater than 20% appears			If no report in 3 months appears in	When more than one year appears in	Number of repeat terms	Notes the officers that do not have an active	If no report at 12 months appears in red		
Exc Award (06/30/2017, 06/30/2018, 06/30/2020)	144197 Karunagappally Central	12/21/2020	Cancelled(8*)	0	0	18	-18	-100.00%	17	3	11		None	P,S,T,M,VP SC	11	90+ Days	
Exc Award (06/30/2024)	56197 KATTAKADA TOWN	10/27/1994	Active	19	0	1	-1	-5.00%	20	2	0			P,S,T,M,VP SC	11		
Exc Award (06/30/2016, 06/30/2017, 06/30/2020)	35114 KAYAMKULAM	02/23/1978	Active	41	0	5	-5	-10.87%	46	6	0			P,S,T,M,VP SC	11		
Exc Award (06/30/2016, 06/30/2017, 06/30/2020)	49751 KAYAMKULAM CENTRAL	06/19/1989	Active(1)	11	1	5	-4	-26.67%	15	8	0			P,S,T,M,VP SC	9		
Exc Award (06/30/2016, 06/30/2017, 06/30/2020)	98872 KILIMANOOR PONGANADU	03/20/2007	Active	19	2	0	2	11.76%	17		0			P,S,T,M,VP SC	0		
Exc Award (06/30/2017, 06/30/2018, 06/30/2020)	135404 Kollam City West	07/03/2018	Cancelled(8*)	0	0	5	-5	-100.00%	5	6	6		None	P,S,T,M,VP SC	24+	90+ Days	
Exc Award (06/30/2021)	51866 KOLLAM GREATER	06/25/1991	Active	19	1	0	1	5.56%	18		2		2	P,S,T,M,VP SC	11		
Exc Award (06/30/2016, 06/30/2017, 06/30/2020)	104498 KOLLAM MELVIN JONES SCHOOL	01/22/2009	Active(1)	21	1	1	0	0.00%	21	8	0			P,S,T,M,VP SC	9		
Exc Award (06/30/2016, 06/30/2017, 06/30/2020)	26702 KOTTARAKARA	12/03/1969	Active	42	2	2	0	0.00%	42	10	0			P,S,T,M,VP SC	11		
Exc Award (06/30/2016, 06/30/2017, 06/30/2020)	128456 Kovalam	08/31/2016	Active	19	1	6	-5	-20.83%	24	4	0			P,S,T,M,VP SC	2		\$50.01
Exc Award (06/30/2018, 06/30/2020)	145929 Kovalam Raymond	04/26/2021	Active	17	1	5	-4	-19.05%	21	4	1			P,S,T,M,VP SC	11		
Exc Award (06/30/2024)	125589 Krishnapuram Palace	08/24/2015	Active(1)	18	18	20	-2	-10.00%	20	7	1		2	P,S,T,M,VP SC	11		
Exc Award (06/30/2018, 06/30/2019)	147323 Kulathupuzha	07/26/2021	Active	21	3	1	2	10.53%	19	4	0		3	P,S,T,M,VP SC	0		
Exc Award (06/30/2024)	61961 KUNDARA	05/17/1999	Active	52	6	4	2	4.00%	50	12	0			P,S,T,M,VP SC	4		
Exc Award (06/30/2018, 06/30/2020, 06/30/2025)																	




Club Health Assessment for District 318 A through June 2025

			Status	Membership							Reports					Finance		LCIF
Club Number	Club Name	Charter Date		Current Member Count	YTD Members Added	YTD Members Dropped	YTD Net Growth	YTD Net Growth%	Member Count 12 Months Ago	Avg. length of service for dropped members	Months Since Last MMR ***	Yrs. Since Last Officer Report	President Rotation	Vice President Reported ****	Months Since Last Activity Report ***	Account Balance	Donations for current Fiscal Year	
			Number of times on status quo within last two years	If below 15 members appears					If net loss is greater than 20% appears		If no report in 3 months appears in	When more than one year appears in	Number of repeat terms	Notes the officers that do not have an active	If no report at 12 months appears in red			
144126	Kundara Royals	12/18/2020	Active	43	6	12	-6	-12.24%	49	2	0			P,S,T,M,VP SC	0			
	Exc Award (06/30/2021, 06/30/2023, 06/30/2024)																	
67259	KUNNICODE	02/11/2003	Active	26	1	0	1	4.00%	25		8			P,S,T,M,VP SC	6			
	Exc Award (06/30/2017, 06/30/2018, 06/30/2019)																	
149217	Kureepally	12/13/2021	Active(1)	18	0	2	-2	-10.00%	20	4	0			P,S,T,M,VP SC	11			
152331	Malayinkeezhu	08/31/2022	Active	12	2	11	-9	-42.86%	21	2	0			P,S,T,M,VP SC	8			
	Exc Award (06/30/2023)																	
67067	MANAMBUR	01/08/2003	Active	31	3	2	1	3.33%	30	6	0			P,S,T,M,VP SC	5			
	Exc Award (06/30/2017, 06/30/2018, 06/30/2019)																	
96550	MAYYANAD	03/14/2006	Active	13	1	3	-2	-13.33%	15	16	0		4	P,S,T,M,VP SC	1			
	Exc Award (06/30/2017, 06/30/2021)																	
51320	MURUKKUMPUZHA	02/13/1991	Active	35	2	3	-1	-2.78%	36	5	0			P,S,T,M,VP SC	1		\$820.15	
	Exc Award (06/30/2017, 06/30/2018, 06/30/2019)																	
134933	Muthukulam	06/01/2018	Active	23	7	5	2	9.52%	21	3	1			P,S,T,M,VP SC	6			
	Exc Award (06/30/2019, 06/30/2020, 06/30/2021)																	
107843	NAGAROOR	03/19/2010	Active	19	0	2	-2	-9.52%	21	15	4			P,S,T,M,VP SC	0			
	Exc Award (06/30/2017, 06/30/2018, 06/30/2019)																	
26711	NEDUMANGAD	07/10/1973	Active	31	2	7	-5	-13.89%	36	13	0			P,S,T,M,VP SC	0		\$100.03	
	Exc Award (06/30/2017, 06/30/2018, 06/30/2019)																	
55037	NEYATTINKARA TOWN	11/09/1993	Active	30	3	1	2	7.14%	28	16	0			P,S,T,M,VP SC	10			
	Exc Award (06/30/2017, 06/30/2024)																	
51322	NOORNAD	02/13/1991	Active	33	5	10	-5	-13.16%	38	6	0			P,S,T,M,VP SC	0			
	Exc Award (06/30/2017, 06/30/2018, 06/30/2019)																	
50680	OCHIRA	06/07/1990	Active	67	2	5	-3	-4.29%	70	10	0			P,S,T,M,VP SC	1			
	Exc Award (06/30/2016, 06/30/2017, 06/30/2018)																	
123299	Ochira Greater	10/08/2014	Active	17	0	7	-7	-29.17%	24	6	0			P,S,T,M,VP SC	10			
	Exc Award (06/30/2016, 06/30/2018)																	
147324	Odanavattom	07/26/2021	Active	28	2	4	-2	-6.67%	30	3	0			P,S,T,M,VP SC	9			
	Exc Award (06/30/2024)																	



Club Health Assessment for District 318 A through June 2025

			Status	Membership							Reports					Finance		LCIF
Club Number	Club Name	Charter Date		Current Member Count	YTD Members Added	YTD Members Dropped	YTD Net Growth	YTD Net Growth%	Member Count 12 Months Ago	Avg. length of service for dropped members	Months Since Last MMR ***	Yrs. Since Last Officer Report	President Rotation	Vice President Reported ****	Months Since Last Activity Report ***	Account Balance	Donations for current Fiscal Year	
			Number of times on status quo within last two years	If below 15 members appears				If net loss is greater than 20% appears			If no report in 3 months appears in	When more than one year appears in	Number of repeat terms	Notes the officers that do not have an active	If no report at 12 months appears in red			
124672	Oyoor	05/11/2015	Active	17	0	1	-1	-5.56%	18	10	0			P,S,T,M,VP SC	5	90+ Days	\$1,000.00	
Exc Award (06/30/2016, 06/30/2017, 06/30/2018)																		
132092	Oyoor Town	07/04/2017	Active	24	2	6	-4	-14.29%	28	2	4			P,S,T,M,VP SC	4			
Exc Award (06/30/2018, 06/30/2020, 06/30/2021)																		
153990	Palode	06/20/2023	Active(1)	26	0	0	0	0.00%	26		22		3	P,S,T,M,VP SC	8			
63947	PARASSALA	01/30/2001	Active(2)	11	2	0	2	22.22%	9		0			P,S,T,M,VP SC	8			
Exc Award (06/30/2018, 06/30/2019)																		
44912	PARAVUR	04/30/1985	Active	24	0	3	-3	-11.11%	27	8	0			P,S,T,M,VP SC	11			
Exc Award (06/30/2018, 06/30/2021, 06/30/2022)																		
67126	PARIPPALLY	01/15/2003	Active	46	3	3	0	0.00%	46	8	0		2	P,S,T,M,VP SC	10			
Exc Award (06/30/2017, 06/30/2018, 06/30/2019)																		
136745	Parippally Chavarcode	10/31/2018	Active(1)	23	10	6	4	21.05%	19	5	2			P,S,T,M,VP SC	6			
Exc Award (06/30/2019, 06/30/2020, 06/30/2021)																		
56272	PATHANAPURAM TOWN	11/22/1994	Active(1)	19	3	0	3	18.75%	16		0			P,S,T,M,VP SC	7			
Exc Award (06/30/2017, 06/30/2018, 06/30/2019)																		
123952	Pathiyoor	01/12/2015	Active	13	0	1	-1	-7.14%	14	3	0			P,S,T,M,VP SC	8			
Exc Award (06/30/2016, 06/30/2017, 06/30/2018)																		
106348	PERUMGUZHY	08/24/2009	Active(1)	10	0	8	-8	-44.44%	18	6	0			P,S,T,M,VP SC	11			
Exc Award (06/30/2018)																		
50402	POOYAPPALLY	04/05/1990	Active	33	1	1	0	0.00%	33	7	0			P,S,T,M,VP SC	3			
Exc Award (06/30/2016, 06/30/2018, 06/30/2019)																		
150083	Pooyappally Town	04/04/2022	Active	15	4	4	0	0.00%	15	3	0			P,S,T,M,VP SC	11			
140297	Pothencode	12/02/2019	Active	28	4	16	-12	-30.00%	40	3	0			P,S,T,M,VP SC	11			
Exc Award (06/30/2020)																		
28241	PUNALUR	03/27/1974	Active	18	1	5	-4	-18.18%	22	14	0		2	P,S,T,M,VP SC	11			
Exc Award (06/30/2016, 06/30/2019, 06/30/2020)																		
103434	PUNALUR GREATER	09/11/2008	Active	40	12	2	10	33.33%	30	9	2			P,S,T,M,VP SC	11			
Exc Award (06/30/2016, 06/30/2017, 06/30/2018)																		
26724	PUTHOOR	04/23/1973	Active(1)	16	4	6	-2	-11.11%	18	10	0			P,S,T,M,VP SC	11			




Club Health Assessment for District 318 A through June 2025

			Status	Membership							Reports					Finance	LCIF		
Club Number	Club Name	Charter Date		Current Member Count	YTD Members Added	YTD Members Dropped	YTD Net Growth	YTD Net Growth%	Member Count 12 Months Ago	Avg. length of service for dropped members	Months Since Last MMR ***	Yrs. Since Last Officer Report	President Rotation	Vice President Reported ****	Months Since Last Activity Report ***	Account Balance	Donations for current Fiscal Year		
			Number of times on status quo within last two years	If below 15 members appears					If net loss is greater than 20% appears					If no report in 3 months appears in	When more than one year appears in	Number of repeat terms	Notes the officers that do not have an active	If no report at 12 months appears in red	
Exc Award (06/30/2016, 06/30/2017, 06/30/2020)																			
106295	PUTHUPPALLY	08/18/2009	Active(1)	19	19	23	-4	-17.39%	23	9	3		3	P,S,T,M,VP SC	10				
Exc Award (06/30/2018, 06/30/2024)																			
26725	QUILON	10/12/1961	Active(2)	47	3	4	-1	-2.08%	48	12	0		4	P,S,T,M,VP SC	11				
Exc Award (06/30/2020, 06/30/2024)																			
48200	QUILON CENTRAL	02/22/1988	Active	49	8	10	-2	-3.92%	51	7	0			P,S,T,M,VP SC	11				
Exc Award (06/30/2017, 06/30/2018, 06/30/2020)																			
151452	Quilon City	06/28/2022	Cancelled(8*)	0	0	5	-5	-100.00%	5	3	6		None	P,S,T,M,VP SC	24+	90+ Days			
37885	QUILON EAST	12/07/1979	Active(1)	28	0	3	-3	-9.68%	31	9	9			P,S,T,M,VP SC	4				
Exc Award (06/30/2016, 06/30/2017, 06/30/2020)																			
153555	Quilon Empower	02/23/2023	Active	17	2	5	-3	-15.00%	20	2	0			P,S,T,M,VP SC	11				
144037	Quilon Roses	03/26/2021	Cancelled(8*)	0	0	24	-24	-100.00%	24	3	2	1	None	P,S,T,M,VP SC	24+	90+ Days			
Exc Award (06/30/2023)																			
61767	SASTHAMCOTTA	04/02/1999	Active	16	4	7	-3	-15.79%	19	11	0			P,S,T,M,VP SC	11				
133748	Sasthamcotta Hill Top	02/12/2018	Active	17	0	0	0	0.00%	17		25			P,S,T,M,VP SC	8				
147325	Sreekaryam	09/01/2021	Cancelled(8*)	0	1	15	-14	-100.00%	14	3	9		None	P,S,T,M,VP SC	14	90+ Days			
131991	Thevalakkara	07/04/2017	Active(1)	18	2	5	-3	-14.29%	21	5	0			P,S,T,M,VP SC	11				
Exc Award (06/30/2019, 06/30/2021)																			
151900	Thiruvananthapuram Chenkal	08/30/2022	Cancelled(8*)	0	0	21	-21	-100.00%	21	2	6	1	None	P,S,T,M,VP SC	N/A	90+ Days			
55222	THIRUVANANTHAPURAM CITY	01/13/1994	Active	37	4	5	-1	-2.63%	38	3	0			P,S,T,M,VP SC	2		\$93.00		
Exc Award (06/30/2016, 06/30/2017, 06/30/2020)																			
130315	Thiruvananthapuram Golden Jubilee	03/15/2017	Cancelled(8*)	0	0	16	-16	-100.00%	16	5	6		None	P,S,T,M,VP SC	22	90+ Days			
148320	Thiruvananthapuram Gowreesapattom	10/11/2021	Active	32	3	0	3	10.34%	29		0			P,S,T,M,VP SC	0				
Exc Award (06/30/2023, 06/30/2024)																			
135430	Thiruvananthapuram South	07/03/2018	Active	25	3	4	-1	-3.85%	26	3	0			P,S,T,M,VP SC	11				
Exc Award (06/30/2019, 06/30/2021)																			
84695	TRIVANDRUM AIRPORT CITY	01/13/2005	Active	33	3	21	-18	-35.29%	51	7	0			P,S,T,M,VP SC	1		\$499.97		



Club Health Assessment for District 318 A through June 2025

			Status	Membership							Reports					Finance		LCIF
Club Number	Club Name	Charter Date		Current Member Count	YTD Members Added	YTD Members Dropped	YTD Net Growth	YTD Net Growth%	Member Count 12 Months Ago	Avg. length of service for dropped members	Months Since Last MMR ***	Yrs. Since Last Officer Report	President Rotation	Vice President Reported ****	Months Since Last Activity Report ***	Account Balance	Donations for current Fiscal Year	
			Number of times on status quo within last two years	If below 15 members appears				If net loss is greater than 20% appears			If no report in 3 months appears in	When more than one year appears in	Number of repeat terms	Notes the officers that do not have an active	If no report at 12 months appears in red			
Exc Award (06/30/2016, 06/30/2017, 06/30/2020)			Active	54	5	16	-11	-16.92%	65	4	0			P,S,T,M,VP SC	7		\$29.95	
64783 TRIVANDRUM ANANTHAPURI 11/13/2001																		
Exc Award (06/30/2016, 06/30/2018, 06/30/2020)																		
115122 TRIVANDRUM CAPITAL 09/19/2011																		
Exc Award (06/30/2016, 06/30/2017, 06/30/2020)																		
49147 TRIVANDRUM CENTRAL 01/09/1989			Active	33	1	1	0	0.00%	33	1	6			P,S,T,M,VP SC	8		\$101.83	
Exc Award (06/30/2017, 06/30/2018, 06/30/2020)																		
26737 TRIVANDRUM CITY WEST 01/01/1970			Active	24	1	1	0	0.00%	24	2	0		2	P,S,T,M,VP SC	11			
Exc Award (06/30/2018, 06/30/2020, 06/30/2020)																		
52619 TRIVANDRUM COSMOPOLITAN 03/04/1992			Active	40	4	0	4	11.11%	36	0			P,S,T,M,VP SC	0				
Exc Award (06/30/2017, 06/30/2018, 06/30/2020)																		
84081 TRIVANDRUM COTTON HILL 09/01/2004			Active	24	0	0	0	0.00%	24		13		2	P,S,T,M,VP SC	11			
Exc Award (06/30/2018)																		
121658 Trivandrum Crown 03/25/2014			Active(1)	10	1	4	-3	-23.08%	13	4	5			P,S,T,M,VP SC	11			
Exc Award (06/30/2018, 06/30/2024)																		
117123 TRIVANDRUM CRYSTAL 06/11/2012			Active	40	5	3	2	5.26%	38	4	1			P,S,T,M,VP SC	0		\$101.83	
Exc Award (06/30/2016, 06/30/2017, 06/30/2020)																		
97151 TRIVANDRUM DIAMONDS 05/18/2006			Active	43	6	8	-2	-4.44%	45	2	0			P,S,T,M,VP SC	11			
Exc Award (06/30/2017, 06/30/2019, 06/30/2020)																		
45970 TRIVANDRUM EAST 03/10/1986			Active	27	0	7	-7	-20.59%	34	6	0			P,S,T,M,VP SC	0			
Exc Award (06/30/2016, 06/30/2017, 06/30/2020)																		
89108 TRIVANDRUM ELITES 08/16/2005			Active	44	2	11	-9	-16.98%	53	4	0			P,S,T,M,VP SC	0			
Exc Award (06/30/2017, 06/30/2018, 06/30/2020)																		
132107 Trivandrum Flowers 07/04/2017			Active(1)	11	3	2	1	10.00%	10	1	4			P,S,T,M,VP SC	11			
154632 Trivandrum Fort 06/12/2023			Active	35	8	6	2	6.06%	33	4	0		3	P,S,T,M,VP SC	8			
Exc Award (06/30/2024)																		
139663 Trivandrum Friends 09/09/2019			Active	14	2	2	0	0.00%	14	3	9			P,S,T,M,VP SC	6			
Exc Award (06/30/2021, 06/30/2023)																		
142541 Trivandrum Garden 08/06/2020			Active(1)	14	4	0	4	40.00%	10		11		5	P,S,T,M,VP SC	2			



Club Health Assessment for District 318 A through June 2025

			Status	Membership							Reports					Finance		LCIF
Club Number	Club Name	Charter Date		Current Member Count	YTD Members Added	YTD Members Dropped	YTD Net Growth	YTD Net Growth%	Member Count 12 Months Ago	Avg. length of service for dropped members	Months Since Last MMR ***	Yrs. Since Last Officer Report	President Rotation	Vice President Reported ****	Months Since Last Activity Report ***	Account Balance	Donations for current Fiscal Year	
			Number of times on status quo within last two years	If below 15 members appears				If net loss is greater than 20% appears			If no report in 3 months appears in	When more than one year appears in	Number of repeat terms	Notes the officers that do not have an active	If no report at 12 months appears in red			
93235	TRIVANDRUM GEMS	01/03/2006	Active	25	4	5	-1	-3.85%	26	5	0		2	P,S,T,M,VP SC	9			
	Exc Award (06/30/2017, 06/30/2018, 06/30/20																	
108706	TRIVANDRUM GINKGO	06/28/2010	Active	18	4	7	-3	-14.29%	21	4	0			P,S,T,M,VP SC	11			
	Exc Award (06/30/2016, 06/30/2018, 06/30/20																	
117844	TRIVANDRUM GOLDEN CITY	09/18/2012	Active	0	0	12	-12	-100.00%	12	9	0			P,S,T,M,VP SC	11			
	Exc Award (06/30/2017, 06/30/2018, 06/30/20																	
52179	TRIVANDRUM GREATER	11/21/1991	Active	14	5	6	-1	-6.67%	15	4	3		2	P,S,T,M,VP SC	9			
	Exc Award (06/30/2017, 06/30/2018, 06/30/20																	
142005	Trivandrum Greencity	07/02/2020	Active	48	7	17	-10	-17.24%	58	3	0			P,S,T,M,VP SC	4			
	Exc Award (06/30/2021, 06/30/2023, 06/30/20																	
154096	Trivandrum Healers	03/31/2023	Cancelled(8*)	0	0	21	-21	-100.00%	21	2	6		None	P,S,T,M,VP SC	N/A	90+ Days		
26736	TRIVANDRUM HOST	10/13/1961	Active	101	4	4	0	0.00%	101	6	0			P,S,T,M,VP SC	2		\$1,100.33	
	Exc Award (06/30/2016, 06/30/2017, 06/30/20																	
154051	Trivandrum Icons	03/30/2023	Active	31	9	4	5	19.23%	26	2	0			P,S,T,M,VP SC	0			
	Exc Award (06/30/2024)																	
67110	TRIVANDRUM IMPACT	01/15/2003	Active	54	4	2	2	3.85%	52	0	0			P,S,T,M,VP SC	0			
	Exc Award (06/30/2016, 06/30/2017, 06/30/20																	
123507	Trivandrum Inspire	10/31/2014	Cancelled(8*)	0	0	14	-14	-100.00%	14	11	14		None	P,S,T,M,VP SC	8	90+ Days		
	Exc Award (06/30/2017, 06/30/2018)																	
95909	TRIVANDRUM KING CITY	02/23/2006	Active	13	5	5	0	0.00%	13	7	0			P,S,T,M,VP SC	7			
56083	TRIVANDRUM KOWDIAR	09/12/1994	Active	35	7	0	7	25.00%	28		2			P,S,T,M,VP SC	7		\$1,020.66	
	Exc Award (06/30/2016, 06/30/2017, 06/30/20																	
134189	Trivandrum Majesty	03/23/2018	Active(1)	15	4	3	1	7.14%	14	6	0			P,S,T,M,VP SC	10			
	Exc Award (06/30/2019, 06/30/2020, 06/30/20																	
150498	Trivandrum Metro City	04/14/2022	Cancelled(8*)	0	0	8	-8	-100.00%	8	4	9		None	P,S,T,M,VP SC	19	90+ Days		
63525	TRIVANDRUM METROPOLIS	08/14/2000	Active	27	0	3	-3	-10.00%	30	12	0			P,S,T,M,VP SC	0			
	Exc Award (06/30/2016, 06/30/2017, 06/30/20																	
60616	TRIVANDRUM MID TOWN	04/06/1998	Active	10	1	9	-8	-44.44%	18	15	0			P,S,T,M,VP SC	11			
	Exc Award (06/30/2017, 06/30/2018, 06/30/20																	



Club Health Assessment for District 318 A through June 2025

			Status	Membership							Reports					Finance		LCIF
Club Number	Club Name	Charter Date		Current Member Count	YTD Members Added	YTD Members Dropped	YTD Net Growth	YTD Net Growth%	Member Count 12 Months Ago	Avg. length of service for dropped members	Months Since Last MMR ***	Yrs. Since Last Officer Report	President Rotation	Vice President Reported ****	Months Since Last Activity Report ***	Account Balance	Donations for current Fiscal Year	
			Number of times on status quo within last two years	If below 15 members appears				If net loss is greater than 20% appears			If no report in 3 months appears in	When more than one year appears in	Number of repeat terms	Notes the officers that do not have an active	If no report at 12 months appears in red			
117660	TRIVANDRUM NATIONAL	08/16/2012	Active(1)	18	4	7	-3	-14.29%	21	5	0		2	P,S,T,M,VP SC	11			
	Exc Award (06/30/2017, 06/30/2018, 06/30/20																	
106421	TRIVANDRUM NOBLE	08/31/2009	Active	27	5	7	-2	-6.90%	29	12	0			P,S,T,M,VP SC	11			
	Exc Award (06/30/2016, 06/30/2017, 06/30/20																	
57402	TRIVANDRUM NORTH	10/02/1995	Active	19	2	6	-4	-17.39%	23	4	6			P,S,T,M,VP SC	11			
	Exc Award (06/30/2017, 06/30/2018, 06/30/20																	
95061	TRIVANDRUM NOVA	01/17/2006	Active	23	1	7	-6	-20.69%	29	9	0			P,S,T,M,VP SC	7			
	Exc Award (06/30/2016, 06/30/2017, 06/30/20																	
85955	TRIVANDRUM OASIS	03/22/2005	Active	32	4	4	0	0.00%	32	7	1			P,S,T,M,VP SC	1		\$180.00	
	Exc Award (06/30/2016, 06/30/2017, 06/30/20																	
125538	Trivandrum Ocean	08/24/2015	Active	27	8	1	7	35.00%	20	9	1			P,S,T,M,VP SC	10			
	Exc Award (06/30/2017, 06/30/2018, 06/30/20																	
61126	TRIVANDRUM P R S PRIDE	09/09/1998	Active	17	0	4	-4	-19.05%	21	12	2		None	P,S,T,M,VP SC	11			
	Exc Award (06/30/2018, 06/30/2021, 06/30/20																	
108813	TRIVANDRUM PEARL	06/29/2010	Active	5	0	0	0	0.00%	5		3		16	P,S,T,M,VP SC	11			
	Exc Award (06/30/2019)																	
140876	Trivandrum Peroorkada	02/12/2020	Active	28	9	12	-3	-9.68%	31	2	0			P,S,T,M,VP SC	7			
	Exc Award (06/30/2021, 06/30/2024)																	
150507	Trivandrum Peyad	05/11/2022	Active	40	3	0	3	8.11%	37		5			P,S,T,M,VP SC	3			
	Exc Award (06/30/2023)																	
139318	Trivandrum Platinum	07/25/2019	Active(1)	23	3	8	-5	-17.86%	28	3	0			P,S,T,M,VP SC	4			
	Exc Award (06/30/2020, 06/30/2024)																	
109836	TRIVANDRUM POOJAPPURA	12/09/2010	Active	45	2	3	-1	-2.17%	46	6	0			P,S,T,M,VP SC	6			
	Exc Award (06/30/2016, 06/30/2017, 06/30/20																	
109065	TRIVANDRUM RAINBOW	08/11/2010	Active	33	3	13	-10	-23.26%	43	3	0			P,S,T,M,VP SC	0			
	Exc Award (06/30/2017, 06/30/2018, 06/30/20																	
84713	TRIVANDRUM RAJADHANI	01/19/2005	Active	47	3	10	-7	-12.96%	54	5	0			P,S,T,M,VP SC	0			
	Exc Award (06/30/2016, 06/30/2017, 06/30/20																	
132915	Trivandrum Regency	10/26/2017	Active	45	4	10	-6	-11.76%	51	1	6			P,S,T,M,VP SC	4			



Club Health Assessment for District 318 A through June 2025

			Status	Membership							Reports					Finance		LCIF
Club Number	Club Name	Charter Date		Current Member Count	YTD Members Added	YTD Members Dropped	YTD Net Growth	YTD Net Growth%	Member Count 12 Months Ago	Avg. length of service for dropped members	Months Since Last MMR ***	Yrs. Since Last Officer Report	President Rotation	Vice President Reported ****	Months Since Last Activity Report ***	Account Balance	Donations for current Fiscal Year	
			Number of times on status quo within last two years	If below 15 members appears				If net loss is greater than 20% appears			If no report in 3 months appears in	When more than one year appears in	Number of repeat terms	Notes the officers that do not have an active	If no report at 12 months appears in red			
Exc Award (06/30/2018, 06/30/2019, 06/30/2020)			Active	39	0	11	-11	-22.00%	50	5	0			P,S,T,M,VP SC	0	90+ Days		
61357 TRIVANDRUM ROYAL 12/15/1998																		
Exc Award (06/30/2018, 06/30/2021, 06/30/2022)			Active(3)	10	2	2	0	0.00%	10	6	2		5	P,S,T,M,VP SC	9			
88977 TRIVANDRUM RUBY 07/20/2005																		
Exc Award (06/30/2017, 06/30/2018, 06/30/2020)			Active(1)	20	0	9	-9	-31.03%	29	3	0			P,S,T,M,VP SC	5			
142971 Trivandrum Smart City 09/18/2020																		
Exc Award (06/30/2021, 06/30/2024)			Cancelled(8*)	0	1	7	-6	-100.00%	6	3	11		None	P,S,T,M,VP SC	11			
145842 Trivandrum Soorya 04/22/2021																		
Exc Award (06/30/2016, 06/30/2017, 06/30/2020)			Active	16	0	1	-1	-5.88%	17	19	10			P,S,T,M,VP SC	10			
84913 TRIVANDRUM SPACE CITY 02/24/2005																		
Exc Award (06/30/2016, 06/30/2017, 06/30/2020)			Active	59	8	8	0	0.00%	59	5	0			P,S,T,M,VP SC	0			
133157 Trivandrum Thirumala 12/04/2017																		
Exc Award (06/30/2018, 06/30/2019, 06/30/2020)			Active	34	0	4	-4	-10.53%	38	2	0			P,S,T,M,VP SC	11			
54271 TRIVANDRUM TOWERS 03/24/1993																		
Exc Award (06/30/2016, 06/30/2018, 06/30/2020)			Active	23	5	4	1	4.55%	22	4	0			P,S,T,M,VP SC	11			
138635 Trivandrum Vanchinadu 06/19/2019																		
Exc Award (06/30/2021)			Active(2)	15	0	0	0	0.00%	15		14			P,S,T,M,VP SC	11			
143765 Vakkanadu 12/01/2020																		
Exc Award (06/30/2016, 06/30/2018, 06/30/2020)			Active	34	35	21	14	70.00%	20	2	0			P,S,T,M,VP SC	11			
151347 Vakkom Royal 06/28/2022																		
Exc Award (06/30/2017, 06/30/2018, 06/30/2020)			Active(1)	26	9	7	2	8.33%	24	3	1			P,S,T,M,VP SC	11			
59389 VAKKOM-KADAKKAVOOR 04/21/1997																		
Exc Award (06/30/2017, 06/30/2018, 06/30/2020)			Active(1)	19	0	3	-3	-13.64%	22	5	0			P,S,T,M,VP SC	11			
106296 VALLIKUNNAM 08/18/2009																		
Exc Award (06/30/2018, 06/30/2020)			Active	54	3	9	-6	-10.00%	60	7	0			P,S,T,M,VP SC	0			
42031 VARKALA 11/29/1982																		
Exc Award (06/30/2016, 06/30/2018, 06/30/2020)			Active	65	10	0	10	18.18%	55		1		2	P,S,T,M,VP SC	11			
52942 VATTIYOORKAVU 04/14/1992																		
Exc Award (06/30/2020, 06/30/2021, 06/30/2022)			Active	12	0	5	-5	-29.41%	17	3	4		3	P,S,T,M,VP SC	4			
153612 Venganoor Elite 02/01/2023																		
Exc Award (06/30/2017, 06/30/2018, 06/30/2020)			Active	39	9	11	-2	-4.88%	41	5	0			P,S,T,M,VP SC	0			
126123 Vizhinjam 12/02/2015																		
Exc Award (06/30/2017, 06/30/2018, 06/30/2020)																		



Club Health Assessment for District 318 A through June 2025

Club Number Club Name		Charter Date	Status	Membership						Reports				Finance	LCIF		
				Current Member Count	YTD Members Added	YTD Members Dropped	YTD Net Growth	YTD Net Growth%	Member Count 12 Months Ago	Avg. length of service for members	Months Since Last MMR ***	Yrs. Since Last Officer Report	President Rotation	Vice President Reported ****	Months Since Last Activity Report ***	Account Balance	Donations for current Fiscal Year
			Number of times on status quo within last two years	If below 15 members appears				If net loss is greater than 20% appears			If no report in 3 months appears in	When more than one year appears in	Number of repeat terms	Notes the officers that do not have an active	If no report at 12 months appears in red		

Clubs Cancelled Previous Fiscal Year – Clubs Cancelled within last 12 months may be reinstated

Club Number	Club Name	Charter Date	Current Status*	Cancellation Date
139408	Kadakkal	09/24/2019	Cancelled(8*)	12/29/2023
150500	Trivandrum Sea Port	06/28/2022	Cancelled(8*)	02/29/2024
151920	Trivandrum Shankumugham	08/30/2022	Cancelled(8*)	02/29/2024
152430	Trivandrum Temple City	08/31/2022	Cancelled(8*)	08/29/2023
153184	Trivandrum Vilappilsala	12/09/2022	Cancelled(8*)	02/29/2024
124008	Varkala Town	01/20/2015	Cancelled(8*)	05/29/2024
152532	Vellarada	08/31/2022	Cancelled(8*)	12/29/2023

Current Total Clubs Count	YTD New Clubs Count	YTD Cancelled Clubs Count	YTD Net Club Gain	Current Total Members Count	YTD YTD Add	YTD YTD Drop	YTD Net Growth	YTD Net Growth %	Member Count 12 Months Ago	Average Member Count Per Club	% of Clubs with less than 20 members	% No MMR in 3 Months	% No Officer Report in 12 Months	% of Clubs with balance 90+ days	Number of Clubs in Status Quo	% Status Quo Clubs in Financial Suspension	Number of Cancelled Clubs	Average Cancelled Club Age	Members Lost Due to Cancellation	% of Clubs Cancelled for Non-Financial Reasons
146	5	12	-7	4,016	674	975	-301	-6.97%	4,316	28	37%	20%	0%	1%	0	0%	12	6	159	-58%

* - P - Priority Club. Cancellation Reasons: 1-Objectives/conduct, 2-Non-active club, 5-Non-existing club, 6-Disbanding, 7-Merger, 8-Financial Suspension, 9-District/Multiple District Dues.

** - Abbreviation: P-President, S-Secretary, T-Treasurer, M-Member Chairperson, VP-First Vice President, MC-Communications Chairperson, SC-Service Chairperson

*** - Abbreviation: N/R - Never reported using the Lions Clubs website, N/A - Not applicable, No password registered for the Lions Clubs website.

**** - Abbreviation: N - New, IP - Immediate Past, R - Repeat.